



Australian Plants Society

South East NSW Group

Newsletter 164

September 2020

Corymbia maculata Spotted Gum and
Macrozamia communis Burrawang

Contacts: President, Di Clark,
Secretary, Paul Hattersley
Newsletter editor, John Knight,
Group contact

dianneclark293@gmail.com
paul.hattersley26@outlook.com
johnonvista49@outlook.com
southeast@austplants.com.au

Next Meeting

Saturday 3rd October 2020, 10a.m.

Meeting at South Pacific Heathland Reserve

Dowling St. Ulladulla

followed by a Garden visit to Catriona and Phil's

Lyrebird Lane Little Forest

A message from President Di

Dear Members,

Welcome to the October Newsletter. I am happy to report that our September meeting at Norm and Lesley Hulands property went very well due to the planning and organising prior to the event and to everyone's cooperation.

The committee understand that the Coronavirus crisis is creating extreme uncertainty for individual club members. In order to decrease this uncertainty and to comply with the Australian Plant Society's requirements, we have been busy putting together a COVID-19 Safety Plan to be followed by the group.

The plan will be made available with this newsletter, on the website and also available on the day of any activities. We would appreciate it if you could take the time to read it prior to nominating to attend any event, as you will be required to sign a declaration form on the day.

There are two types of plan, one being notes and points, the other is a table of guidance and actions for gatherings so you can see the actions the group is taking. Please don't hesitate to contact the committee if you have any queries regarding the COVID-19 Safety Plan or any other matters.

Unfortunately we are still restricted to events, at outside venues, of 20 people only.

At this stage the committee is assessing the response each time and making decisions as needed.

So keep an eye out for John's emails and keep on reading the newsletters.

Any contributions are always appreciated.

Enjoy the magnificent display of flowers and new growth that spring is prompting.

Best wishes,

Di Clark

Upcoming Visit to South Pacific Heathland Reserve

President Di has undertaken a brief visit to the reserve, and has also uncovered a book on the heathlands, compiled by Nick de Jong. We have met with Nick on a previous visit, and were impressed by his passion for this unique area.

Spring has arrived and what a wonderful time to be out in the bush and exploring our beautiful region. We are lucky enough to have bushland in abundance, but we also have access to exceptional reserves.

One particular reserve in Ulladulla is the **South Pacific Heathland Reserve**.

Our group had a monthly meeting held there in June 2019. There were many plants of interest to be seen at the time but it comes into its own in springtime.

Not only does this reserve have a dedicated volunteer group managing the area, it is included in a wonderful book called **"Heathlands - Walks and Wildflowers of the Ulladulla Headlands."** by **Nicholas de Jong**

The book was first published in 2016 and a second edition produced in 2017. This is a review of the first edition printed on the STEP Website.

<https://www.step.org.au/index.php/step-matters-196/item/177-heathlands-walks-and-wildflowers-of-the-ulladulla-headlands>

(STEP was originally the South Turrumurra Natural Bushland Conservation Society, formed in 1971. They have since incorporated with other groups and are committed to being a vital force in conservation in northern Sydney.)

"There is surprisingly little information that describes, interprets and records heathlands and its ecology in Australia. However, Nick de Jong's book, which has more than 700 full-colour photos, goes a long way to addressing this gap in our knowledge.

Nick has recorded, identified, described and photographed more than 320 species of plants from Ulladulla's coastal headland heathlands. The information he has collated showcases the area's species-rich native flora and it is presented in such a way that it will help you with plant identification.



Whilst the wildflowers form the heart of the book, Nick also describes ten coastal walks and discusses the evolutionary adaptations of the plants to wind, salt, fire and weed invasion. Many of these issues are the subject of current scientific study.

If you're interested in coastal heathland plants, this book will be an important addition to your library.

It describes 10 scenic coastal walks

Identifies and describes 320 native plants and their flowering times

Contains 700 full-colour photos
Explains habitats, ecology and cultural history



Identifies birds and butterflies

Cost: \$45 (\$35 + \$10 postage)

To order,
contact heathwalks@gmail.com.

I highly recommend a visit to this reserve.

Thank you to STEP for permission to copy this review.



For a taste of what we can expect to find, I have included a few pictures from my recent adventure.

Actinotus helianthi is a feature along sandy tracks, various forms of *Grevillea macleayana* gather in the taller heath, and although we might have missed the autumn flowering orchids, *Acianthus* and *Pterostylis*, the Sun Orchids, such as *Thelymitra pauciflora* and *T. ixioides* are coming into their own.

Di Clark

After completing our visit to the heathland reserve, we will travel to Catriona and Phil's garden for lunch, before feasting on the spectacular variety of plants which can be found growing successfully on this rich ex-farmland property. The garden did suffer quite some damage during the summer fires which razed the area, but as our hosts explained, "this left us with much backbreaking work, but also presented an opportunity to try some new species".

As leaders of the **Isopogon and Petrophile Study Group**, there is of course many of these to find here, but Phil is a prolific grafter of **Banksia** and **Grevillea**, so we will be spoiled for choice as to what to get excited about first. **(Maps to each of our venues can be found on page 13)**

Last meeting, Lesley and Norm Hulands property at Moruya


Show and Tell The restrictions placed on all gatherings due to the current pandemic offered little impediment to our enjoyment on a glorious spring day. Our venue is a sprawling small acreage with plenty of space to gather along a long wide verandah, although getting the attention of everyone during the show and tell session proved a little problematic.



There was no shortage of specimens on show, and a decidedly enthusiastic number of presenters keen to let us all know that, yes, spring is definitely here. **Lesley** was given first opportunity to show off her magnificent display of *Rhodanthe chlorocephala* which is massed around the house. We noted that many of the plants held multiple flower heads, instead of the usual single bloom. Lesley offered that she is generous when mulching these beds with composted horse manure from the patient 'Nugget'.

You might remember that Norm had some less than favourable words about this gentle supplier of plant food, complaining that he reaches across the fence to steal **Banksia** flowers from treasured *B. menziesii* and *B. media*.

The following list provides some insight into the variety of plants members are growing. Contributors included Di. Clark, Jo Benyon, Annie Hood, Geoff Gosling, Phil Trickett, Jenny Liney, John Knight, Marj Apthorpe,



and Norm rounded off the session with a story about his well grown *Thelychiton speciosus* (syn *Dendrobium speciosum*) Norm discussed the meaning of **Thelychiton**, derived from two Greek words **thely**, female, and **chiton**, covered, which could be described as a well dressed woman. Certainly the magnificent flower spikes do dress the plant magnificently, although this is not how the botanists came up with the name. It was actually referring to the covered flowers of a couple of Norfolk Island species in which the flowers are **cleistogamous**, that is self-pollinating.



The name **Dendrobium** means **tree living**, alluding to the plants being epiphytic, although *D. speciosum* is widely known as Rock Lily for its preference of establishing on rock surfaces.

Listed alphabetically, the following plants were discussed by the various presenters.

Anigosanthos flavidus forms, *A. humilis* hybrids, *Astartea* 'Winter Pink', affinities of which is difficult to establish, so botanists proposed joining two Genera, *Astartea* and *Baeckea* to come up with *Astackea*.

Boronia megastigma, the delightful perfume of which permeated the verandah area, *Bulbine bulbosa*, *B. glauca*, a strong growing plant with long and colourful flowers stalks,

Chamelaucium uncinatum and *C. uncinatum* hybrid, *Chorizema cordatum* and *C. ilicifolium*, both of which we were assured grow and flower well in shade,

Dampiera diversifolia, *D. stenophylla*, *D. hederacea*

Eucalyptus leucoxydon rosea dwf

Goodenia ovata hybrid.

Grevilleas were the star performers, with most members offering some, including many cultivars which are becoming more ubiquitous. Our photos show Jo Benyon, Annie Hood and Marjorie Apthorpe singing praises of their favourites.

Plants included 2 forms of *Grevillea alpina* from the Grampians,

G. arenaria ssp *canescens* x *G. 'Fireworks'* (a *G. alpina* cross by Peter Ollerenshaw). This plant was registered by prominent Sydney grower Brian Roach as *Grevillea 'Spider Mist'*. *G. 'Bonnie Prince Charlie'*,

G. caleyi, and a *G. caleyi* hybrid with *G. 'Bronze Rambler'* known as *G. 'Burgundy Blaze'*,

G. 'Caloundra Gem', *G. 'Flamingo'*,

G. 'Flora Mason' a medium shrub very similar to *G. 'Winpara Gem'*,

G. 'Jelly Baby', a registered cross between *G. lavandulacea* and *G. alpina*,

G. juniperina red fl, *G. juniperina* orange fl, *G. juniperina* yellow fl., and some *G. juniperina* hybrids such as *G. 'New Blood'*,

G. 'Lady O', which is a cross between *G. rhyolitica* and *G. victoriae* hybrid,

G. lineariifolia and *G. patulifolia*, both from Milton,

G. 'Moonlight', *G. rhyolitica* 'Deua Flame',

G. sericea 'Collaroy Plateau', which flowers all year,

G. 'Tangerine', *G. victoriae* mountains form, and

G. 'Currowan', which Marj had come up in her garden, and believed to be a hybrid of *G. victoriae* x *G. rhyolitica*. This attractive and floriferous plant is a bit over 1m high, but looks like it might get bigger.

I took the opportunity to run the plant through *Grevillea* keys to see what parentage could be determined, and all clues led to *G. rhyolitica*. This does make sense as Marj has a few of these in her garden. The plant does however offer some



different clues to parentage, with the foliage more akin to the mountain forms of *G. victoriae*, so her determination as to the likely parents is pretty close to the mark.

Hakea bucculenta, *H. francisiana*, and *H. coriacea* which is now included as a variant of *H. francisiana*. Each of these spectacular specimens are from Phil's grafted collection, as he proudly displays.

Isopogon cuneatus, *I. dawsonii*

Micromyrtus ciliata, both an upright and an arching form

Scaevola porocarya,

Tetradlea thymifolia, *Thomasia petalocalyx*, *T. purpurea*, the value of this as a garden plant for dry shade is reinforced by John, *T. pygmaea*,

Zieria prostrata 'Carpet Star'

In My Garden

Norm and Lesley Hulands

This large garden is home to a huge diversity of plants, and as Norm explained, just grew as more and more plants 'appeared'. Lesley has a great love of growing vegetables, which she does very well with the help of 'Nuggets' nuggets, as she calls them. She also grows a big range of flowers, both annual and perennial, and these tend to find a home anywhere they please once new ground has been opened up. Norm is very handy with the 'big spade' a large backhoe, and has in the past just dug where Lesley wanted a hole for a plant.



Socially distanced, members head to areas of interest. Discussion about various plants required a little more volume on this beautiful sunny spring day

The bounty of the veggie garden is supported by a collection of all manner of fruit trees, scattered around the property. Many plants which APS members might class as exotics were also grown, but with their commitment to volunteering at the Eurobodalla Regional Garden, many local plants began to find a niche.

This might have been the catalyst for developing a love of Australian plants, and this was enhanced following an extensive tour of Western Australia a few years back. Norm was drawn to Banksias, Hakeas and Grevilleas, whilst Lesley found inspiration in the smaller, showy heathland plants.

Their garden now reflects their current passions, with a number of fruit trees being replaced with **Banksias** and **Hakeas**, and the flower beds gradually succumbing to replanting with lovely little **Lechenaultias**, **Scaevolae** and the now free flowering **Rhodanthe chlorocephala**. Not all plants are from W.A. though, with many small eastern state shrubs of **Correa** and **Grevillea** enjoying the open garden.

It does help to have a few acres, and a backhoe! So whenever a new garden is needed, well the next day there it is, mounded to provide excellent drainage. In recent times Norm has experimented with soil alterations, adding sand and gravel to the base granitic soil, and incorporating some slow decomposing pine chips. All this preparation and mounding helps to keep the soil open as the plants get established, ensuring the necessary good drainage required by the plants they like to grow.



The big spade, parked near the large shed, attracted a few jealous members

There is a separate list of their garden's plants attached to the email.

The range of **Banksias** is ever expanding, with regular purchases of seed from W.A. The heat bed and glasshouse have ensured great conditions for seed to germinate, enabling many species considered difficult, to be established in the garden. Results have been spectacular in some instances, and in others spectacularly disappointing. Not to be



Flowering heavily is **Banksia petiolaris**, prominently identified with one of Norm's labels



President Di casting a knowing eye over a range of **Banksia**, **Grevillea**, **Hakea**, and mallee **Eucalypts**

defeated, Norm is now studying various grafting techniques, with help from Phil, to hopefully ensure better long term success.

Whilst Norm calls it his glasshouse, Lesley is also a prolific and successful propagator of cuttings, and is for ever in need of another space to house her plants. This has necessitated additions, extensions and coverings to keep her babies happy until they are ready to be planted out. Hot summers and frosty winters are kept at bay in the shadehouse, which has also been extended to cover the glasshouse. Next in line to go might be some of the veggie patch, which is in danger of being overwhelmed by a growing collection of container plants.

Soon the 2 hours allowed had just vanished. The garden wander, for that is indeed what it was, as members imitated Brown's cows in exploring to the very edges of every bed with detailed precision, whilst ensuring that the safe distances required under the covid rules were maintained. Nobody who visited would have been disappointed with the knowledge available on the day. Norm proudly talked up his collective of difficult plants, and Lesley was happy just to let members seek their own answers, but quickly offering helpful advice to anyone who might ask. Everyone was very impressed that almost every plant had its own metal label, which Norm manufactures and labels. This is a great boon when groups visit, as not everyone can be in a position to ask just 'what is this?'

Mention should be made of the Wollemi Pine, *Wollemia nobilis*, one of the world's oldest and rarest trees. This conifer inhabits a deep rainforest gorge west of Sydney, and here it is, thriving in full sun, subject to all manner of inclement weather and surviving on natural rainfall. It is obviously quite a hardy garden plant given good drainage, and Norm has had fruiting cones develop, as well as having tried some cuttings with mixed success.

Having a large garden helps, as these plants can get quite big, and he has also planted Bunya Pines, *Araucaria bidwillii* which look like getting rather huge. This is faith of course, as it is unlikely many of us will ever see these plants at their magnificent maturity.



President Di was effusive in her praise for the effort both Lesley and Norm had put in to ensure the garden was ready for our visit, and we thanked them warmly for permitting us free reign, and also for allowing the gathering of cutting material, and even a plant or 2 from their ever increasing nursery collection.

After a quick lunch, it was time to head up the road to **Mountain View Nursery**, a visit which President Di had arranged through the owner Robyn. This is a small retail and wholesale nursery just a couple of kms from the Huland's, and it wasn't long before those who got the best parking spots were into the plants. But not before the now common practice of recording their presence and washing hands.



It was a pleasant surprise to find such a range of Australian plants available at a small regional nursery,

and certainly the range is far superior to that offered by the big green shed, which seems the major outlet in areas such as ours.

Ever patient, Geoff listens as Annie explains why she 'needs' some of these very healthy small plants

Everyone managed to find a few treasures to take away, and thankfully the EFT machine meant we were not embarrassed by a lack of cash. This nursery is very well arranged, and it was easy to find more than we thought we wanted, or needed. It was pleasing also to find that many species were available, not just those plants which now have a fancy name to lure less knowledgeable growers.

The nursery is opening daily through spring, from 9am to 3pm, and can be found at the end of Mountain View Road Moruya 0478 225 757

It's certainly worth the drive.

In My Garden

Marjorie Apthorpe

Climbers and Creepers


Spring has sprung on our hill at Currowan, and new climbing plants have burst into flower, even in areas that were not burned. Some vines have climbed over garden shrubs and are due for demolition, and before they are removed, I have photographed them as worthy of being grown in more suitable places in the garden.

Prominent among these are white and pink sprays of flowers of *Pandorea pandorana* (Wonga Wonga vine) climbing a fence. The same species of vine also occurs as an orange flower spray that has appeared on top of an Azalea clump. Neither colour form has been seen in our garden previously; these wild occurrences have come apparently from bird droppings.



Kennedia rubicunda has large red flowers that are conspicuous against the sparse leaves of this vigorous vine. One of the only species we have planted, now on a fence, but also climbing the Azaleas and a tree.

Very subtle are the flowers of the wild *Eustrephus latifolius* (Wombat Berry) vine, but the prominent yellow to orange fruits are hanging decoratively below the handsome light green foliage on several fences.



Geitonoplesium flowers



Eustrephus foliage and fruit

Another vine with subtle white flowers in clusters, *Geitonoplesium cymosum* (Scrambling Lily) has close-spaced alternating bladed leaves. It is extremely tenacious and tolerant of any garden situation.

The bright purple flower clusters of wild *Hardenbergia violacea* are lighting up the uncultivated area above our wildlife dam / frog pond. The *Hardenbergia* form a pretty groundcover or are climbing vigorously even up grass stalks.

On a more subtle level, a small pale violet climber is delicacy itself, climbing with fine stems and trifoliolate leaves through plants in a grassy meadow. This appears to be *Glycine microphylla*.

G. clandestina is similar, but the trifoliolate leaf segments are much more closed, and the specific name refers to this feature, e.g. hidden. Well-named, as I would never notice it unless in flower. (for identification, note the leaflets of the plant in the photo are arranged at about 90° where in *Glycine clandestina* the leaflets, although similar, are spaced at about 20 – 30°)



Also crawling along the ground on an area burned last summer is a scrambling vine with small pink trumpet flowers.

I was hoping this might be the native *Convolvulus angustissimus*, but the leaf form of the Currowan plants is broad and oval to lanceolate, and I suspect that I am looking at *Convolvulus erubescens*.



Finally, not locals but stunning in colour are the **Chorizemas**, *C. cordatum* (the Heart-leaf Chorizema) and *C. ilicifolium* (the Holly-leaf Chorizema).

These are thin scrambling West Australian shrubs from the south-west coastal forests that climb through other vegetation, or up a wire mesh support structure. Both species grow well at Currowan, and are covered in long sprays of brilliant orange and purple pea flowers, lighting up a shady corner of the garden to perfection. They tolerate full sun but are happier in part to full shade.

Committee News

With the good news that we will now be able to meet again, albeit in small numbers, we are looking to the future, and will soon be planning for coming gatherings.

Your committee would welcome any suggestions about future activities. If you have any ideas on what excursions the group could undertake, or ideas about meeting topics, please contact a committee member, the details of which are listed below.

Covid Restrictions

In order for this group to continue to meet, we need to adjust and work around the current Covid 19 regulations.

This means that we are able to meet as a group of 20 people, at an outside venue.
Outside venues will be our focus for the immediate future, until covid restrictions are eased.

Another email will be forwarded soon, providing details of where to RSVP, to give everyone an opportunity to attend our upcoming meeting.

The first 20 people to RSVP will be advised that they may visit, and should more apply to attend, these will be added to a supplementary list, and be advised if any vacancies arise.

The committee understands that this is very restrictive, but has no choice than other to adhere to the strict rules under which we now live, lest we be precluded from ever meeting again.

We will need you to only come if you are well and prepared to undertake social distancing.
Having all seen many interesting show and tell specimens from Catriona and Phil's garden, it will be wonderful to see where and how they grow.

We are also looking forward to sharing some time together again and hearing about your exploits and observations in the garden and beyond.

Di Clark

Membership updates

As part of the committee's due process, we are required to maintain a register of Emergency Contacts, and it is a few years since we requested an information update.

Now that we are proposing to meet only at outdoor venues for the near future, including excursions to forested areas and National Parks, it is important that members record their choice of Emergency Contacts, so that we are able to contact the best person should an accident or injury occur during one of our events.

This information should be registered in the database held by APS NSW Region, but importantly, we need to have this available at each event, just in case.

Whilst records can be updated directly to the state database, it seems many members do not have a critical look at the information recorded for their membership.

Therefore, our Membership Officer, Jenny John has suggested that every member should send her an email with details of the information they would like to have recorded for an Emergency Contact.

Please will every member contact Jenny, peteandjenny.john@gmail.com as a matter of urgency, and advise her of the name and phone number of your emergency contact.

Not only does this ensure we are best able to assist should an emergency occur, but it will save a lot of angst for others at an event where the emergency occurs.

**Any queries about this important issue should be directed to Jenny.
She can be contacted on Ph 0437 304 173**

FJC Rogers seminar, another casualty

The 13th FJC Rogers seminar, **Prostantheras (Mint Bushes) and other plants in the Prostanthera group**, has been impacted by the current COVID situation.

As such, the seminar will now be held online over 3 Thursday evenings. Details are listed below.

From the FJC Rogers committee:

We encourage you all to register and attend the webinars - there is a wealth of information to be gained and the committee has done a wonderful job in enabling the seminar to go ahead, working under very difficult conditions.

Please register an Expression of Interest email to fjcrogers@apsvic.org.au if you would like to receive the Webinar (Zoom) link to be part of the FJC Rogers Seminar lectures.

There is no cost to the Webinars. (Everyone who registers by sending an email will be sent the Webinar link a day or two before 8th October. So be sure to check your email.)



Prostanthera lanceolata, a tough east coast species, celebrates spring with an exuberant flowering.

All those who have already registered an EOI for the Seminar, and those who've registered for Garden Visits will automatically be sent the Webinar link - no need to email us again.

The garden visits are on hold. Tentatively 28 & 29 November if Victorian Covid-19 restrictions allow them. An updated Registration form will be emailed separately for these.

1st Webinar (Zoom). Thursday 8th October, 7pm-8.30pm:

1. Trevor Wilson - Intimate relationships unveiled; kinships of quirky Australian Mints.
2. Dr. Michael Whitehead - Pollinators, pollination & gene flow in Victorian Prostantheras.

2nd Webinar (Zoom). Thursday 15th October, 7pm-8pm.

Professor Jeremy Bruhl & Dr Ian Telford -
Mayhem in the Mints, Systematic study of Prostanthera,
resolving misnaming with consequences for cultivation & conservation.

3rd Webinar (Zoom). Thursday 22nd October, 7pm-8.45pm:

1. Maria Hitchcock OAM - Propagation, cultivation, & essential oils of Prostanthera & Westringia genera.
2. Propagation & cultivation of Allied genera; the Kings Park experience.
3. 5min presentation by APS Maroondah on 14th FJC Rogers Seminar in 2022.

With our visit to South Pacific Heathland imminent, President Di would like to let you know about **another heathland that should be everyone's 'must visit' list.**

ANGAIR is well known in Victoria (Anglesea) for its fantastic annual wildflower shows featuring the local heathland, and the local knowledgeable guides. Again, with the impact of coved restrictions, this year the group is only able to provide an online experience.

The online ANGAIR Nature Show can be found at <https://angairnatureshow.org.au>

The Anglesea area was also recently featured on Gardening Australia with Jane Edmanson visiting the heathland. <https://www.abc.net.au/gardening/factsheets/anglesea-heath/12626742>

Newsletter contributions

This is your newsletter, and we would love more member contributions.

Let's hear your stories. Everyone could, or should, contribute an article. No matter how small, or detailed, your garden, or special plant are of interest to us all. This is what being member is about, sharing knowledge and experience.

Also, if you come across an item of interest, why not let others know.

To help the editor, it is best to provide your article as an email attachment in word, not PDF format, and pictures as separate jpg.

Look out soon for details of how to RSVP for the October event, coming to your email box soon

COMMITTEE CONTACT DETAILS

President,	Di Clark	Ph 0402 555 330	e. dianneclark293@gmail.com
Vice-President	Geoff Gosling	Ph 0438 286 382	e. geoff.gosling@bigpond.com
Secretary,	Paul Hattersley	Ph 0412 426 413	e. paul.hattersley26@outlook.com
Minute Sec.,			
Treasurer,	Geoff Gosling	Ph 0438 286 382	e. geoff.gosling@bigpond.com
Membership	Jenny John	Ph 0437 304 173	e. peteandjenny.john@gmail.com
Publicity	Carolyn Noake	Ph 02 4474 3135	e. carolyn.noake@westnet.com.au
Members	Marjorie Apthorpe	Ph 02 4478 1142	e. marjorieapthorpe@gmail.com
	Norman Hulands	Ph 0427 276 803	e. normanhulands@bigpond.com
	John Knight	Ph 0434 674 347	e. johnonvista49@outlook.com
	Sally Power	Ph 02 4474 3600	e. sallymcdonald9@gmail.com
	Website .		southeast.austplants.com.au



South Pacific Heathland Reserve

We will meet at the Dowling Street entrance, coming from the south it is next right turn after the RSL Club.

On leaving the reserve, head back to the highway and turn right to head to Milton

after leaving Milton, take Little Forest Road, the first road on the left, then Lyrebird Lane is about 7km further on. Stay on the bitumen. Look for the cluster of letterboxes on the corner. Our venue is on the right, about 100m down the lane, and recognised by the Australian plant garden

